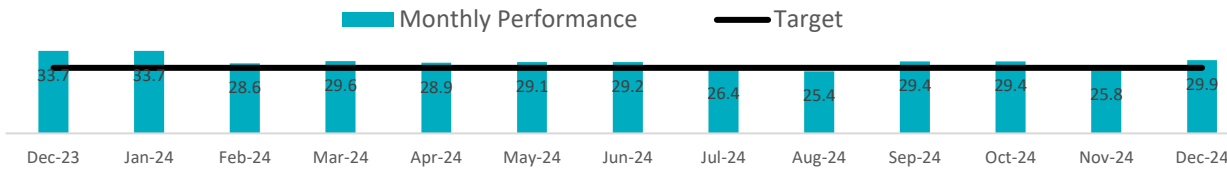


# Quality Improvement Plan (QIP) Dashboard

Current as of February 10 2025

## ED Admitted Length of Stay

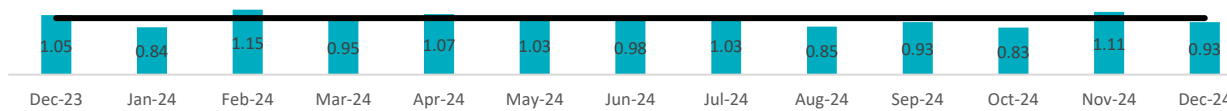
90th Percentile Emergency Department Admitted Length of Stay  
*Note: Reporting is from Dec.23-Nov.24.*



Baseline	Target	YTD	Target
28.6	≤26.8	29.9 (DEC 24)	●

## ALC Throughput

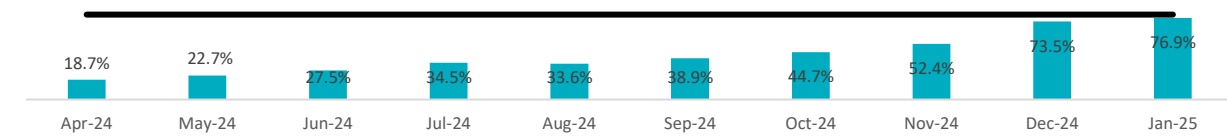
ALC throughput rate



1.03	>1.00	0.93 (DEC 24)	●
------	-------	---------------	---

## EDIB: Improve Cultural Competency through Training

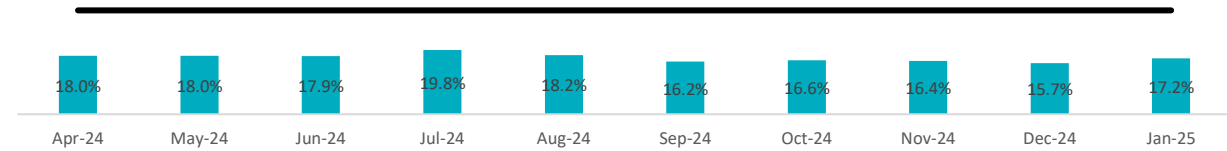
Rate of staff and leaders completing mandatory cultural competency training



N/A (new metric)	≥ 80%	76.91% (APR-JAN)	●
------------------	-------	------------------	---

## EDIB: Improve Day Surgery Health Equity Questionnaire Rates

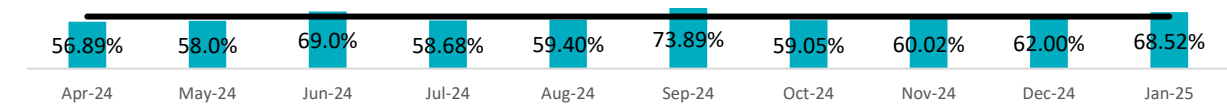
Rate of Day Surgery Patients (adults) completing the Health Equity Questionnaire



22%	≥ 32%	17.7% (APR-JAN)	●
-----	-------	-----------------	---

## Patient Satisfaction

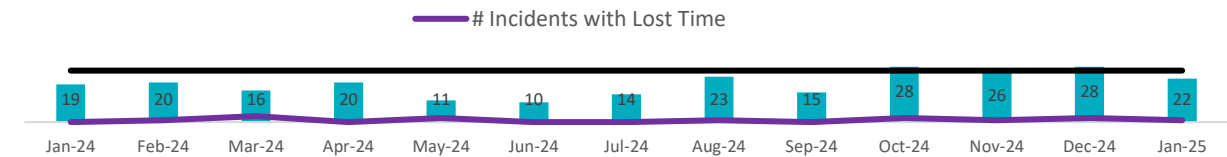
% of top box responses ("Completely") to the question "Did you receive enough information from hospital staff about what to do if you were worried about your condition or treatment after you left the hospital"? All survey respondents discharged from MED & SUR.



60.2%	≥63.3%	61.74% (APR-JAN)	●
-------	--------	------------------	---

## Workplace Violence and Prevention

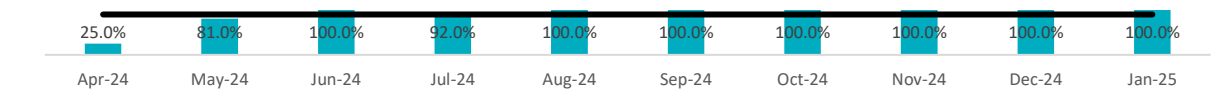
Number of workplace violence incidents reported by hospital workers (as by defined by OHSa) within a 12-month period. *Note: Reporting is from Jan-Dec 2024.*



17.1	≥18 /month ≥216 /year	22.0 /MONTH 22/year (JAN 25)	●
------	--------------------------	---------------------------------	---

## Restraint Use in Inpatient Mental Health Services

% restraint events in inpatient mental health that have been audited by leadership within 72 hours.



N/A	≥90%	89.8% (APR-JAN)	●
-----	------	-----------------	---

Legend

Forecasted to Achieve

At Risk

Forecasted to NOT Achieve