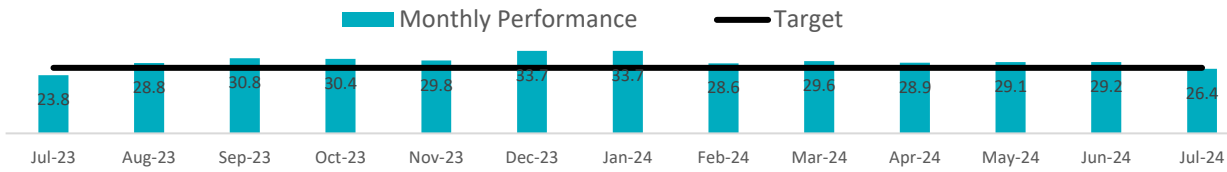


Quality Improvement Plan (QIP) Dashboard

Current as of September 19 2024

ED Admitted Length of Stay

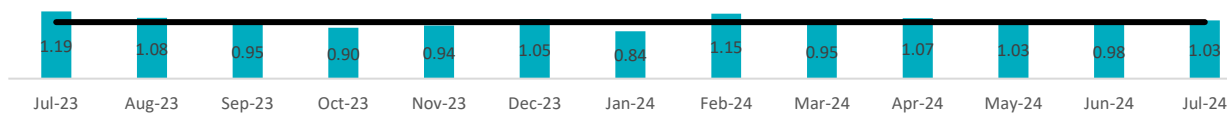
90th Percentile Emergency Department Admitted Length of Stay
Note: Reporting is from Dec.23-Nov.24.



Baseline	Target	YTD	Target
28.6	≤26.8	29.9 (DEC-JUL)	●

ALC Throughput

ALC throughput rate
Note: Reporting is from Dec.23-Nov.24.



Baseline	Target	YTD	Target
1.03	>1.00	1.01 (DEC-JUL)	●

EDIB: Improve Cultural Competency through Training

Rate of staff and leaders completing mandatory cultural competency training



Baseline	Target	YTD	Target
N/A (new metric)	≥ 80%	33.6% (APR-AUG)	●

EDIB: Improve Day Surgery Health Equity Questionnaire Rates

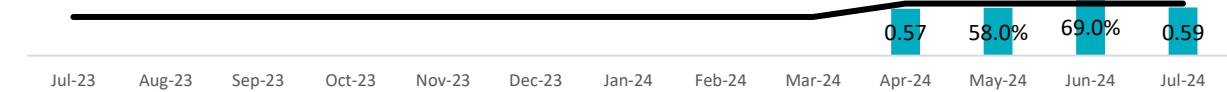
Rate of Day Surgery Patients (adults) completing the Health Equity Questionnaire



Baseline	Target	YTD	Target
22%	≥ 32%	18.4% (APR-AUG)	●

Patient Satisfaction

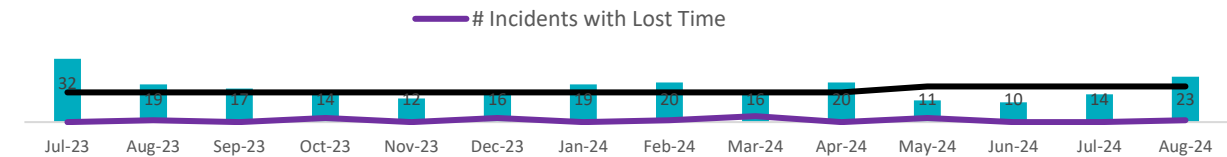
% of top box responses ("Completely") to the question "Did you receive enough information from hospital staff about what to do if you were worried about your condition or treatment after you left the hospital"? All survey respondents discharged from MED & SUR.



Baseline	Target	YTD	Target
47%	≥63.3%	60.7% (APR-JUL)	●

Workplace Violence and Prevention

Number of workplace violence incidents reported by hospital workers (as by defined by OHSa) within a 12-month period. *Note: Reporting is from Jan-Dec 2024.*



Baseline	Target	YTD	Target
17.1	≥18 /month ≥216 /year	16.63 ^{MONTH} 133/year (JAN-AUG)	●

Restraint Use in Inpatient Mental Health Services

% restraint events in inpatient mental health that have been audited by leadership within 72 hours.



Baseline	Target	YTD	Target
N/A	≥90%	79.6% (APR-AUG)	●

Legend

Forecasted to Achieve

At Risk

Forecasted to NOT Achieve